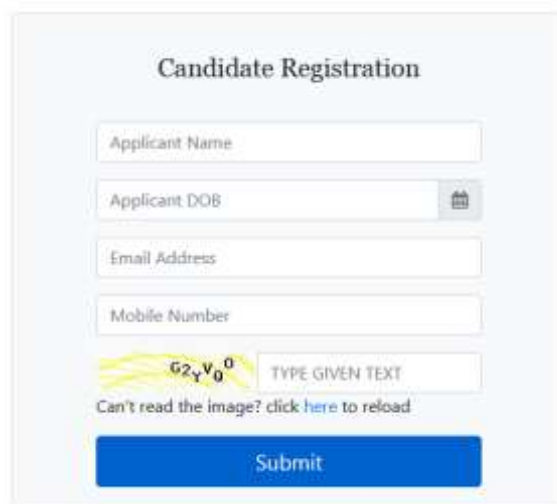


How to Apply

Before applying online, candidates should—


- i. Scan their recent passport size photograph (not more than 03 months old) in jpg , gif or png formats ensuring that the size of photograph does not exceed 200px × 230px (up to 40KB) and the size of signature does not exceed 140px × 60px (up to 40KB)
- ii. The following certificates may also require in the above mentioned format (up to 40KB).
 - ✓ Class 10th Certificate.
 - ✓ Valid ID Proof.
 - ✓ Caste/Category Certificate.
 - ✓ Disability Certificate of PWD.
 - ✓ Income & Asset Certificate for Economically Weaker Section.
 - ✓ Certificate for Ex. Servicemen.
- iii. Keep the necessary details/documents ready to make Online Payment of the requisite application fee.
- iv. Please go through the detail notification.

Registration::




Candidate Registration

Applicant Name

Applicant DOB 

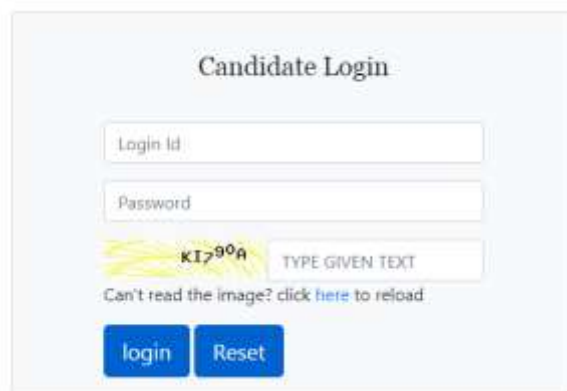
Email Address

Mobile Number

 G2yV0 TYPE GIVEN TEXT

Can't read the image? click [here](#) to reload


Login::



Candidate Login

Login Id

Password

 KI790A TYPE GIVEN TEXT

Can't read the image? click [here](#) to reload

Declaration::

Self Declaration Statement

**

I have reviewed the detailed employment notification before applying and I have understood the terms and conditions mentioned therein. I hereby agree and accept all the terms and condition.

I agreed on

Step 1::

Step 1 Step 2 Step 3 Step 4 Step 5 Step 6 Step 7

First name

First Name

Last name

Last Name

Father's Name

Fathers Name

Marital Status

Choose...

Gender: Male Female Transgender

Religion

Choose...

Category

Choose...

Whether belongs to Pwd ? Yes No

Whether belongs to Ex-Servicemen ? Yes No

Departmental candidates (completed at-least 4 years of services) ? Yes No

Whether employed in any Govt. Department/PSU (on regular rolls) ? Yes No

Nationality Indian Other

Address for Communication

Full Address

Permanent Address

Address

Address With Post Office Name

State

Choose...

District

Choose...

Pin Code

ID proof

Choose...

ID Number

Save

Next

Mobile No

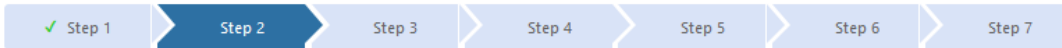
Email

Date of Birth

Age as on (04-08-2020)

Registered On

Step 2::



Select Centre for Examination

First Preference

Second Preference

Applied Post

Post :-

Essential Educational Qualification :-

You saved Post:

Essential Educational Qualification

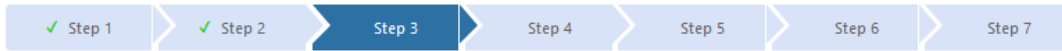
Degree	Year of Passing	Max. Marks	Marks Secured	Percentage	Action
<input type="text" value="Choose..."/>	<input type="text"/>	<input type="text"/>	<input type="text"/>	<input type="text" value="1.00"/>	<input type="button" value="Add"/>

Other Qualification

Degree	Roll/Registration	Year of Passing	Max. Marks	Marks Secured	Percentage
Class X / Equivalent	<input type="text"/>	<input type="text"/>	<input type="text"/>	<input type="text"/>	<input type="text" value="01.00"/>
Class XII/Equivalent	<input type="text"/>	<input type="text"/>	<input type="text"/>	<input type="text"/>	<input type="text" value="01.00"/>
Other UG/PG	<input type="text"/>	<input type="text"/>	<input type="text"/>	<input type="text"/>	<input type="text" value="01.00"/>

Note : When CGPA/OGPA OR grading system in a degree is awarded, equivalent percentage of marks should be indicated in the application form as per norms adopted by University/Institution.

Step 3::



Uploaded Photo / Signature / LTI

Three empty square boxes with a thin border, each containing a small icon in the top-left corner. These boxes are intended for the user to upload a photo, signature, or LTI.

The size of your scanned photograph/signature should not exceed 40 KB and should be clear and prominent. The accepted formats are "gif", "png" and "jpg"

Current Uploading

Photo
 Signature
 Left thumb impression

Browse...

Upload Photo

Previous Next

Step 4::



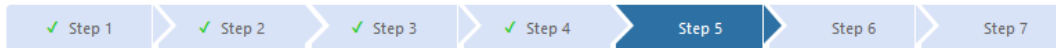
Required Documents

The size of your scanned files should not exceed 40 KB and should be clear and prominent. Allowed formats are "gif", "png" and "jpg"

*Class 10 th Certificate :	<input type="text" value="Choose file"/>	Browse	<input type="button" value="Upload"/>	<input type="button" value="Not Uploaded"/>
*Valid Photo Identity Proof:	<input type="text" value="Choose file"/>	Browse	<input type="button" value="Upload"/>	<input type="button" value="Not Uploaded"/>
*Certificate for Ex-ServiceMen:	<input type="text" value="Choose file"/>	Browse	<input type="button" value="Upload"/>	<input type="button" value="Not Uploaded"/>

Previous Next

Step 5::



Application Details

Name : Test Case
Father Name : Test Father Name
Marital Status : Married
Spouse Name : Test spouse name
Date of birth :
Gender : Male
Religion : Hindu
Caste : UR
Nationality : Indian
ID Proof : Pan Card
ID Proof Number : pan1234

Applied Post : Assistant (Legal) Grade-I
Application fees : Rs. 500.00

Qualification Details:

Degree	Year of Passing	Max. Marks	Marks Secured	Percentage
Professional degree in Law	2000	1800	1570	87.66%

Centre first preference: : Bangalore
Centre second preference: : Bangalore

Knowledge of computer (MS Office) : Yes
Experience as required : Yes
Experience in year : 5 Year(s)

Self Declaration

I have reviewed all information and found correct. I also aware of the fact that after freezing the information, I can not alter any of them.

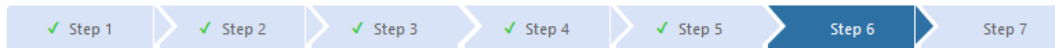
Previous

Freez & Finalized

Self Declaration

Next

Step 6::



Application Fees

Amount to be Paid :: A non-refundable fee of Rs. 500/- plus GST on Rs. 500/ , plus processing fee and payment charges on actual is applicable.
Fees Payment Status : **Pending**

[Proceed to Payment](#)

Note : You will be redirected to payment gateway site if you click on **Proceed to Payment** button.



Applicable payment processing charges for online payment facilitation shall be borne by Applicant.
Please do not press 'Back' or 'Refresh' button...

[Pay Now](#)

[Terms and Condition](#) | [PrivacyPolicy](#) | [Contact Details](#)

Step7::



Thank You!

Please check your email/registered mobile number for further instructions.

[Continue to Homepage](#)